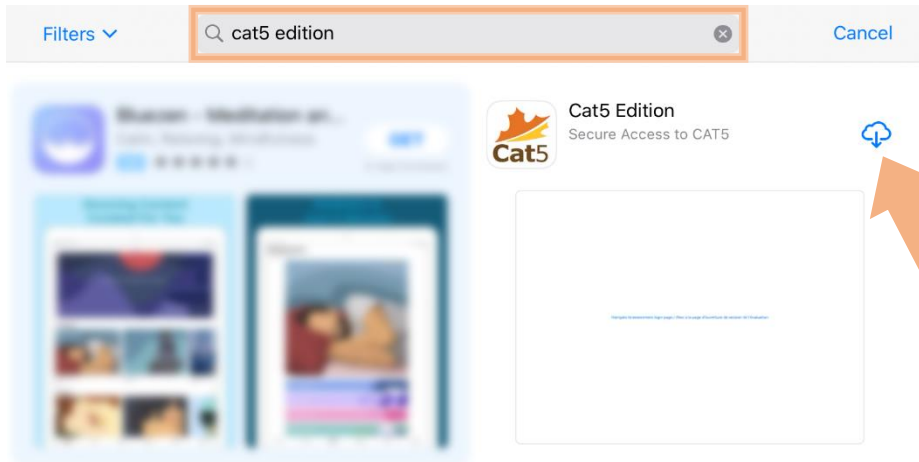
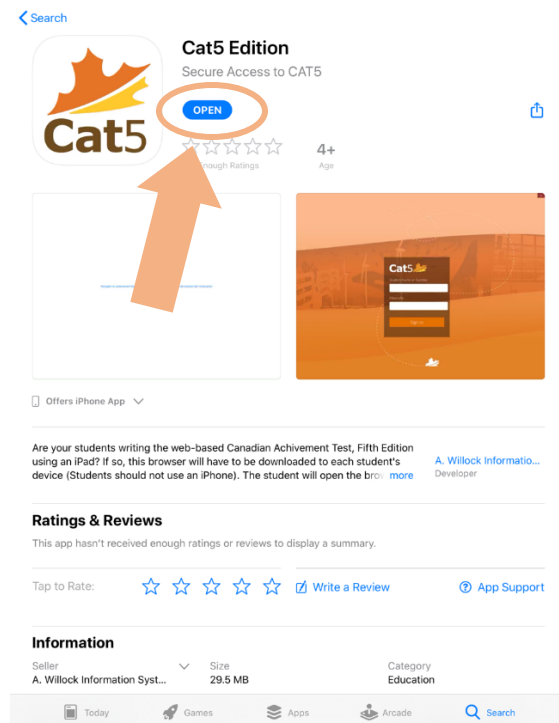
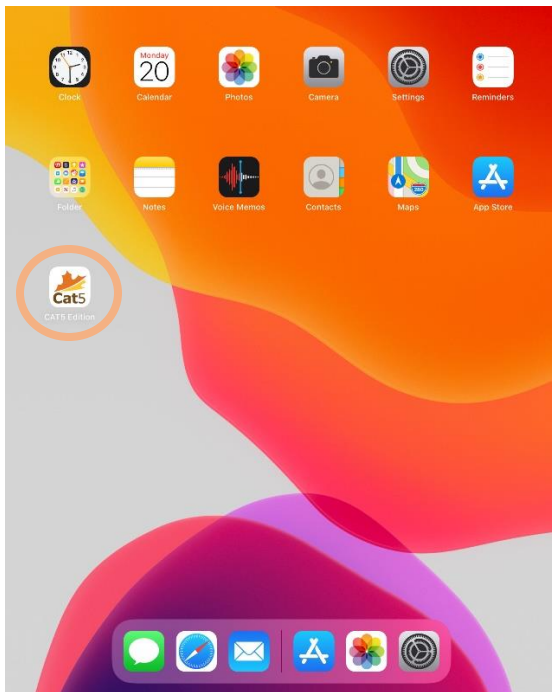


Installing the Cat5 Secure Browser on iPads

1. Open the *Apple App Store* and go to the *Search* section and type in “**Cat5 Edition**”. Once you find the “**Cat5 Edition**” Secure Browser app, select the *download* button.



2. Now that you have the *Cat5 Secure Browser* app downloaded onto your iPad, tap the **Cat5 icon** on your Home screen, or “*open*” from the App store.



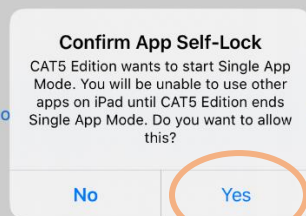
- Once the Cat5 Secure Browser is opened, you will arrive at the introduction screen. Tap on ***“Navigate to assessment login page / Allez à la page d’ouverture de session de l’évaluation”***.

Navigate to assessment login page / Allez à la page d'ouverture de session de l'évaluation



- Next, you will be asked to confirm ***“Single App Mode”***. In this mode, you’re unable to use other apps on this device. You will only be able to access other apps once the Cat5 Secure Browser app is closed. Tap ***“yes”***.

Navigate to assessment lo



de session de l'évaluation